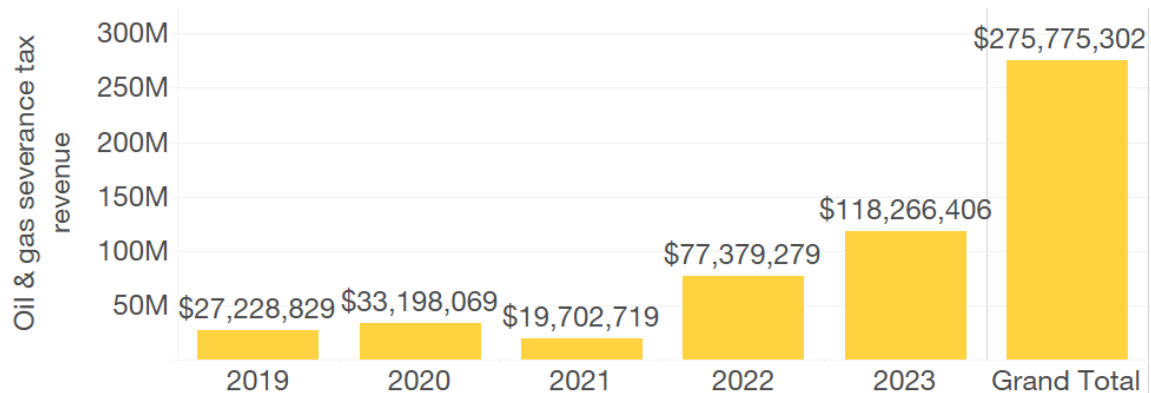


A Snapshot of the Fiscal Impact of Utah's Oil & Natural Gas Industry

Understanding Utah's Natural Gas & Oil Industry Through Its Fiscal Impact

- The Uinta Basin is attracting more interest and activity from producers across the country, which is reflected in the increase of revenue numbers nearly across the board.
- Fees and taxes related to the oil and natural gas industry totaled \$5.5 billion from FY 2019 to FY 2023.
- In 2023, total direct employees were 11,555 and total wages were \$1.4 billion, up from 10,333 employees and \$852 million in wages from 2019.
- From 2019 to 2023, the top counties for taxes paid were Uintah (\$1.4 b), Salt Lake (\$997 m), and Duchesne (\$689 m).
- The revenue from oil and natural gas production funds multiple services we use each and every day such as education, roads, and public safety to name three.

Oil and Gas Severance Tax, Annual and Total

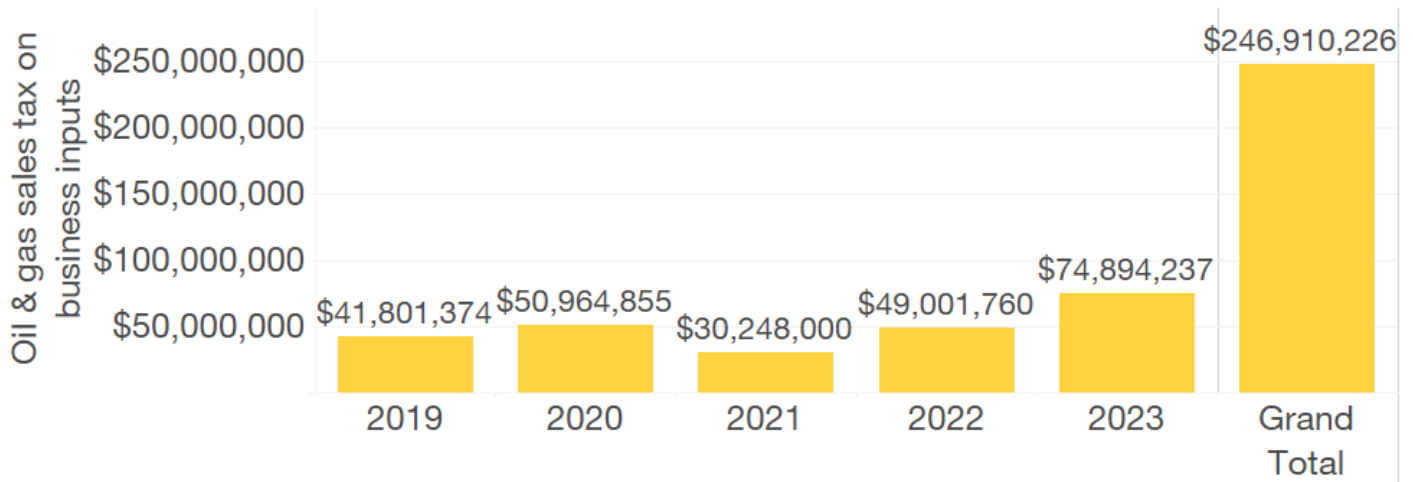


Oil and Gas Severance Tax

	2019	2020	2021	2022	2023	Grand Total
Uintah	\$14.2M	\$17.0M	\$9.8M	\$37.1M	\$58.8M	\$137.0M
Duchesne	\$7.6M	\$9.6M	\$6.2M	\$26.2M	\$37.1M	\$86.7M
Carbon	\$2.6M	\$3.0M	\$1.8M	\$7.2M	\$10.5M	\$25.0M
San Juan	\$1.5M	\$2.0M	\$1.1M	\$3.7M	\$6.5M	\$14.8M
Emery	\$0.4M	\$0.5M	\$0.3M	\$1.2M	\$1.7M	\$4.1M
Sevier	\$0.4M	\$0.4M	\$0.2M	\$0.7M	\$1.2M	\$2.9M
Grand	\$0.3M	\$0.3M	\$0.2M	\$0.6M	\$0.9M	\$2.2M
Summit	\$0.2M	\$0.2M	\$0.1M	\$0.3M	\$0.7M	\$1.4M
Sanpete	\$0.1M	\$0.1M	\$0.0M	\$0.2M	\$0.3M	\$0.6M
Daggett	\$0.1M	\$0.1M	\$0.0M	\$0.2M	\$0.3M	\$0.6M
Garfield	\$0.0M	\$0.0M	\$0.0M	\$0.1M	\$0.1M	\$0.3M



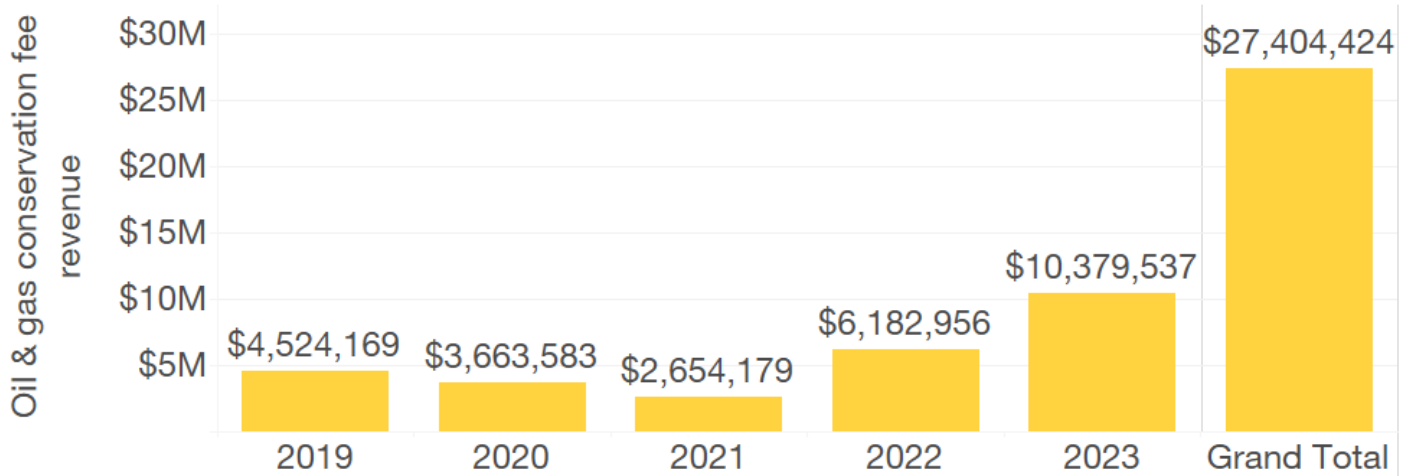
Sales Tax Paid on Oil & Gas Inputs, Annual and Total



	2019	2020	2021	2022	2023	Grand Total
Uintah	\$21.76M	\$26.15M	\$15.05M	\$23.51M	\$37.26M	\$123.73M
Duchesne	\$11.71M	\$14.72M	\$9.49M	\$16.60M	\$23.51M	\$76.03M
Carbon	\$3.94M	\$4.60M	\$2.70M	\$4.54M	\$6.68M	\$22.45M
San Juan	\$2.33M	\$3.05M	\$1.67M	\$2.34M	\$4.14M	\$13.53M
Emery	\$0.62M	\$0.75M	\$0.45M	\$0.76M	\$1.10M	\$3.69M
Sevier	\$0.56M	\$0.67M	\$0.30M	\$0.46M	\$0.75M	\$2.74M
Grand	\$0.40M	\$0.43M	\$0.24M	\$0.36M	\$0.59M	\$2.01M
Summit	\$0.24M	\$0.31M	\$0.18M	\$0.17M	\$0.44M	\$1.34M
Sanpete	\$0.10M	\$0.12M	\$0.07M	\$0.11M	\$0.17M	\$0.56M
Daggett	\$0.09M	\$0.09M	\$0.07M	\$0.11M	\$0.17M	\$0.52M
Garfield	\$0.05M	\$0.07M	\$0.04M	\$0.05M	\$0.09M	\$0.29M



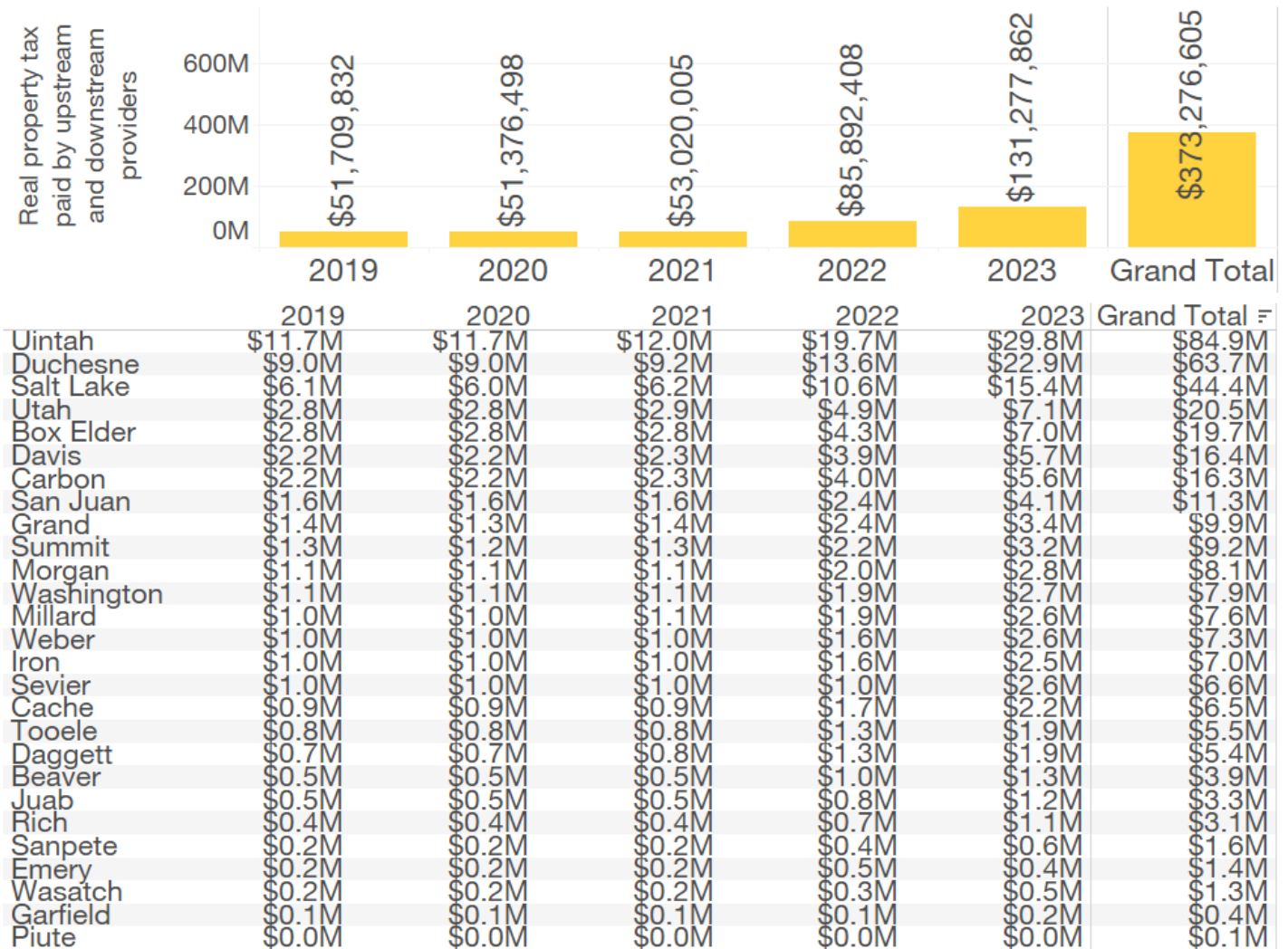
Oil and Gas Conservation Fee Revenue, Annual and Total



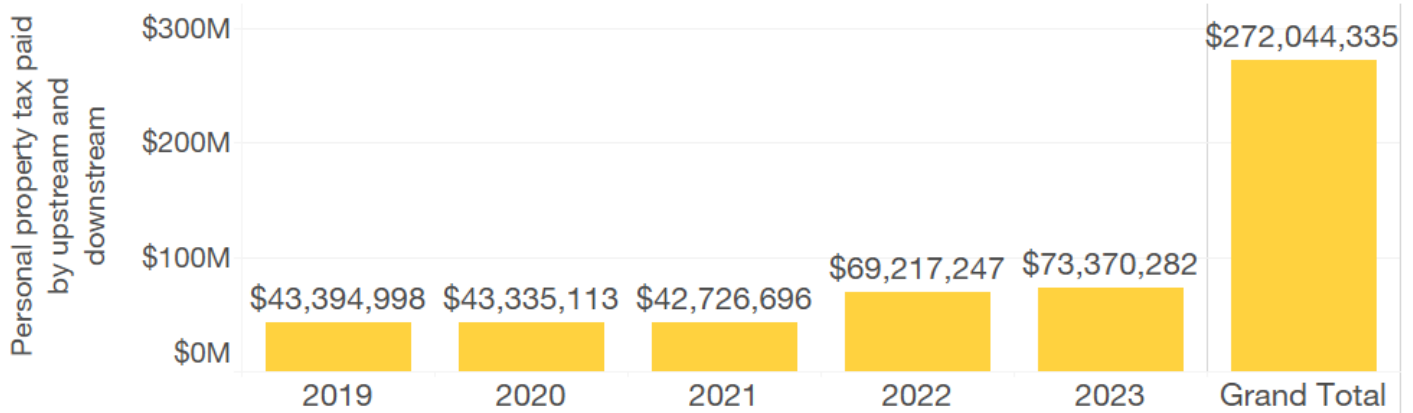
	2019	2020	2021	2022	2023	Grand Total
Uintah	\$2.36M	\$1.88M	\$1.32M	\$2.97M	\$5.16M	\$13.69M
Duchesne	\$1.27M	\$1.06M	\$0.83M	\$2.09M	\$3.26M	\$8.51M
Carbon	\$0.43M	\$0.33M	\$0.24M	\$0.57M	\$0.93M	\$2.49M
San Juan	\$0.25M	\$0.22M	\$0.15M	\$0.29M	\$0.57M	\$1.49M
Emery	\$0.07M	\$0.05M	\$0.04M	\$0.10M	\$0.15M	\$0.41M
Sevier	\$0.06M	\$0.05M	\$0.03M	\$0.06M	\$0.10M	\$0.30M
Grand	\$0.04M	\$0.03M	\$0.02M	\$0.05M	\$0.08M	\$0.22M
Summit	\$0.03M	\$0.02M	\$0.02M	\$0.02M	\$0.06M	\$0.15M
Sanpete	\$0.01M	\$0.01M	\$0.01M	\$0.01M	\$0.02M	\$0.06M
Daggett	\$0.01M	\$0.01M	\$0.01M	\$0.01M	\$0.02M	\$0.06M
Garfield	\$0.01M	\$0.00M	\$0.00M	\$0.01M	\$0.01M	\$0.03M



Oil & Gas: Real Property Tax, Annual and Total



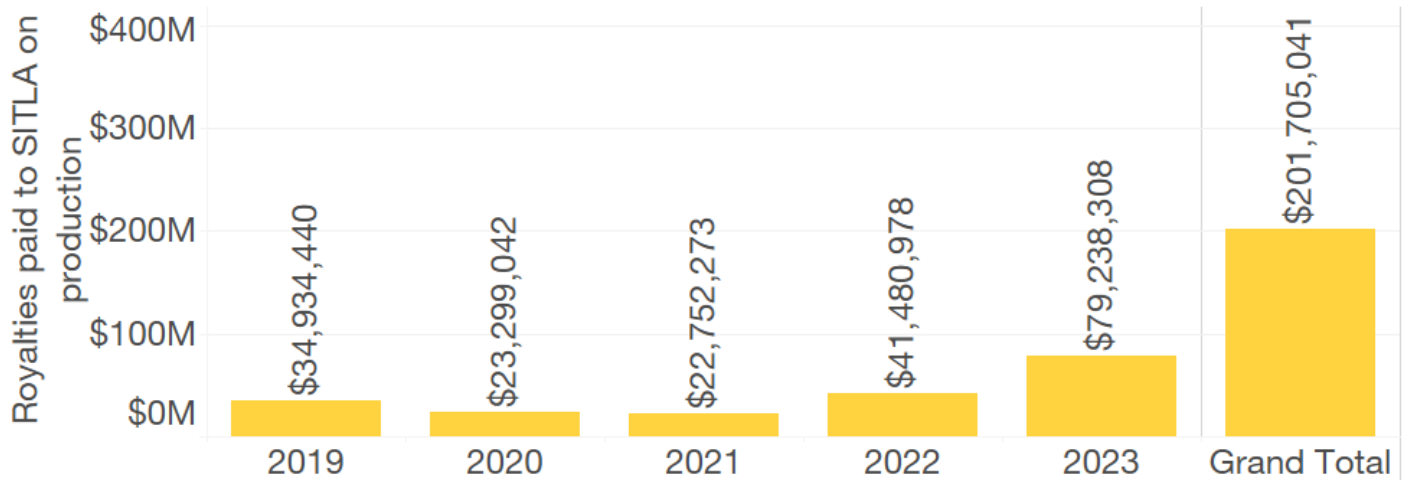
Oil & Gas: Personal Property Tax, Annual and Total



	2019	2020	2021	2022	2023	Grand Total
Uintah	\$22.10M	\$21.87M	\$19.13M	\$32.75M	\$34.31M	\$130.17M
Duchesne	\$14.27M	\$14.90M	\$16.19M	\$24.88M	\$27.82M	\$98.06M
Carbon	\$2.38M	\$2.26M	\$2.54M	\$4.94M	\$4.53M	\$16.65M
San Juan	\$1.57M	\$1.43M	\$1.83M	\$2.52M	\$2.18M	\$9.53M
Sevier	\$1.40M	\$1.51M	\$1.76M	\$1.67M	\$1.95M	\$8.29M
Summit	\$0.55M	\$0.49M	\$0.50M	\$0.83M	\$0.31M	\$2.68M
Grand	\$0.50M	\$0.33M	\$0.25M	\$0.47M	\$0.96M	\$2.52M
Emery	\$0.21M	\$0.17M	\$0.21M	\$0.66M	\$0.73M	\$1.98M
Sanpete	\$0.19M	\$0.15M	\$0.14M	\$0.21M	\$0.18M	\$0.86M
Daggett	\$0.09M	\$0.10M	\$0.09M	\$0.19M	\$0.31M	\$0.78M
Garfield	\$0.12M	\$0.11M	\$0.08M	\$0.07M	\$0.09M	\$0.46M
Salt Lake	\$0.01M	\$0.01M	\$0.01M	\$0.02M		\$0.07M
Juab	\$0.00M	\$0.00M	\$0.00M	\$0.00M		\$0.00M
Utah	\$0.00M	\$0.00M	\$0.00M	\$0.00M		\$0.00M
Box Elder	\$0.00M	\$0.00M				\$0.00M



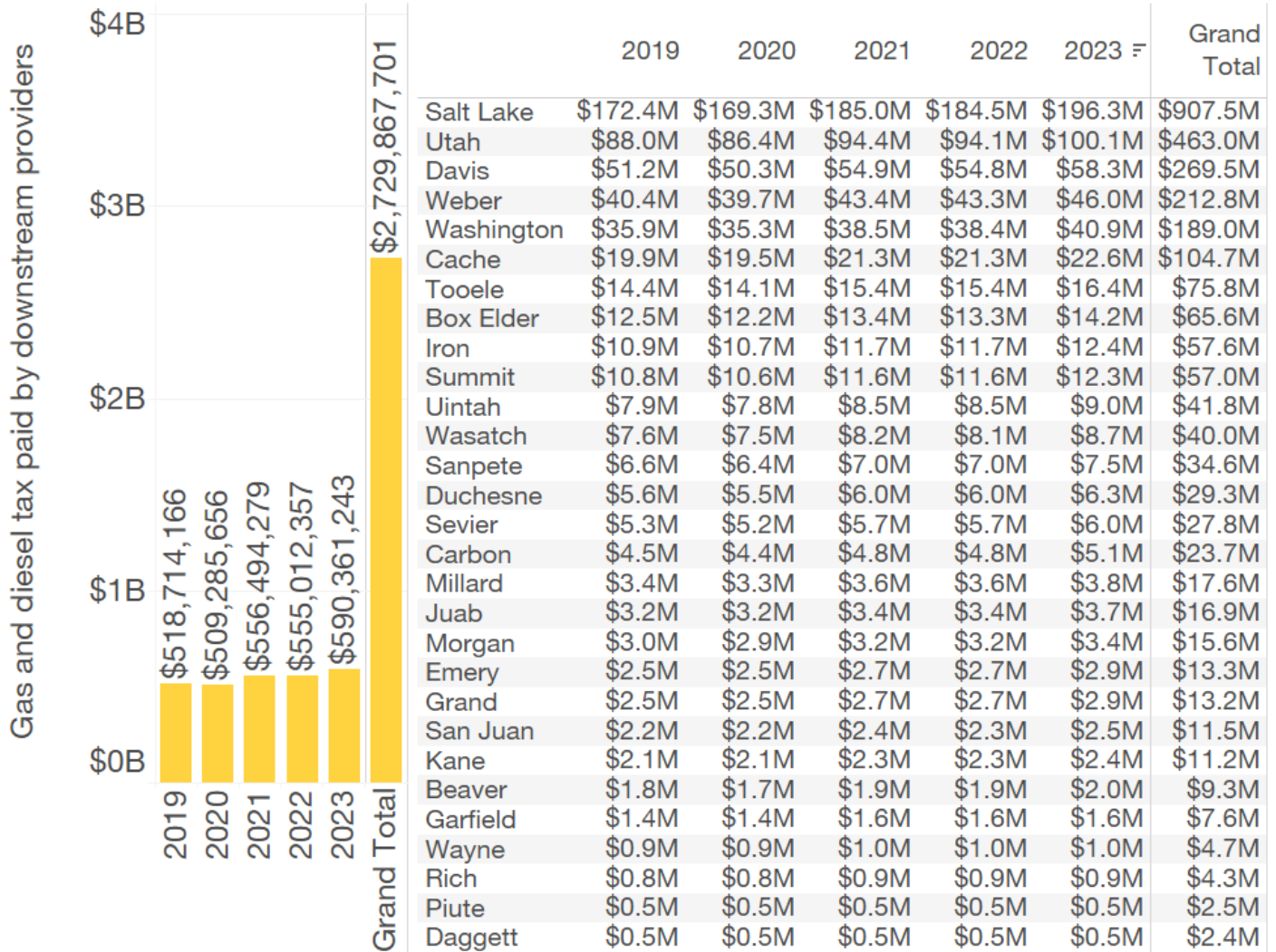
Royalties Paid to SITLA on Production, Annual and Total



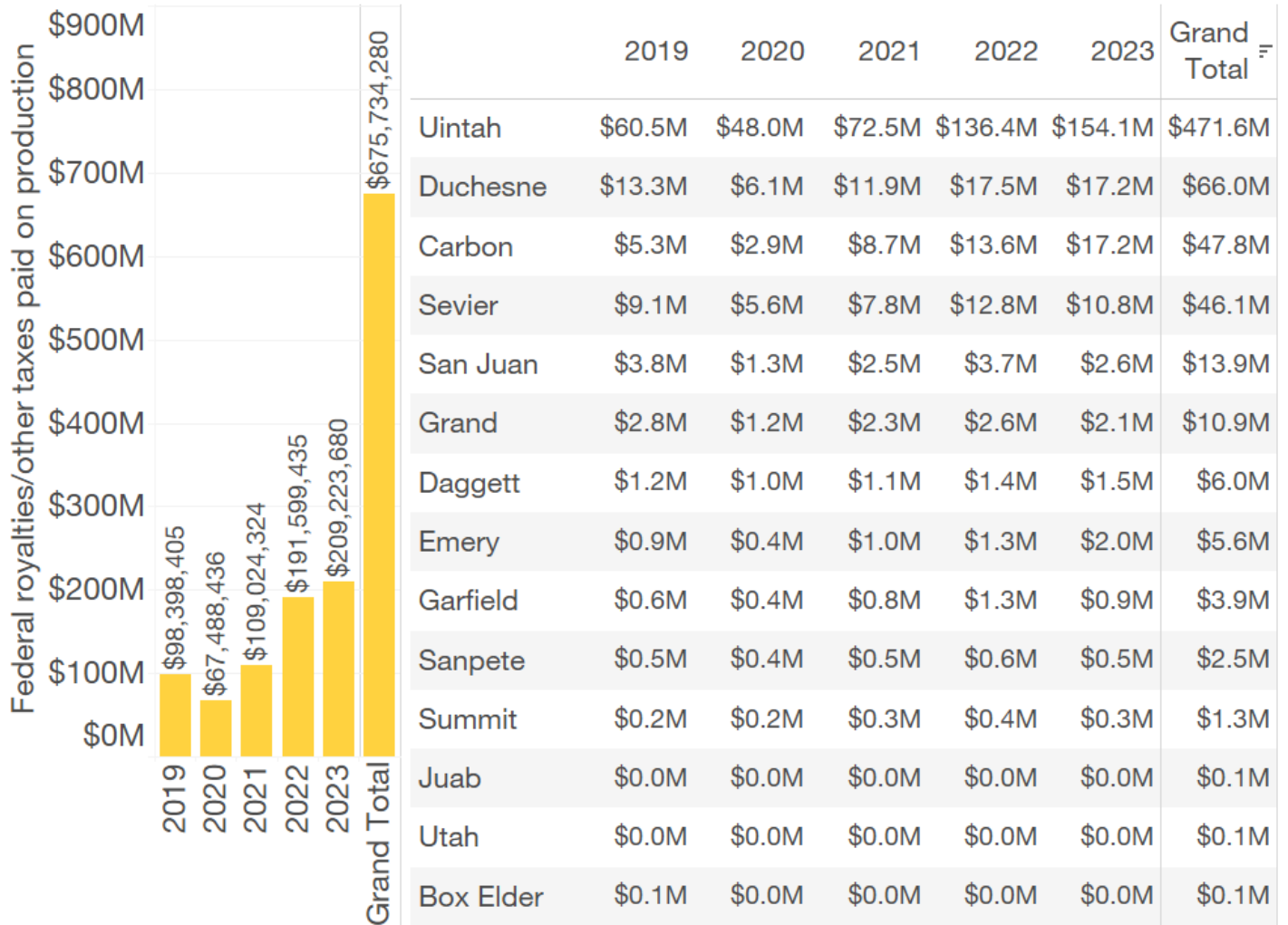
	2019	2020	2021	2022	2023	Grand Total
Uintah	\$16.8M	\$11.2M	\$10.9M	\$19.9M	\$38.0M	\$96.8M
Duchesne	\$11.8M	\$7.9M	\$7.7M	\$14.1M	\$26.8M	\$68.3M
Carbon	\$3.2M	\$2.2M	\$2.1M	\$3.8M	\$7.3M	\$18.7M
San Juan	\$1.7M	\$1.1M	\$1.1M	\$2.0M	\$3.8M	\$9.6M
Emery	\$0.5M	\$0.4M	\$0.4M	\$0.6M	\$1.2M	\$3.1M
Sevier	\$0.3M	\$0.2M	\$0.2M	\$0.4M	\$0.7M	\$1.9M
Grand	\$0.3M	\$0.2M	\$0.2M	\$0.3M	\$0.6M	\$1.5M
Summit	\$0.1M	\$0.1M	\$0.1M	\$0.1M	\$0.3M	\$0.7M
Daggett	\$0.1M	\$0.1M	\$0.1M	\$0.1M	\$0.2M	\$0.4M
Sanpete	\$0.1M	\$0.1M	\$0.0M	\$0.1M	\$0.2M	\$0.4M
Garfield	\$0.0M	\$0.0M	\$0.0M	\$0.0M	\$0.1M	\$0.2M



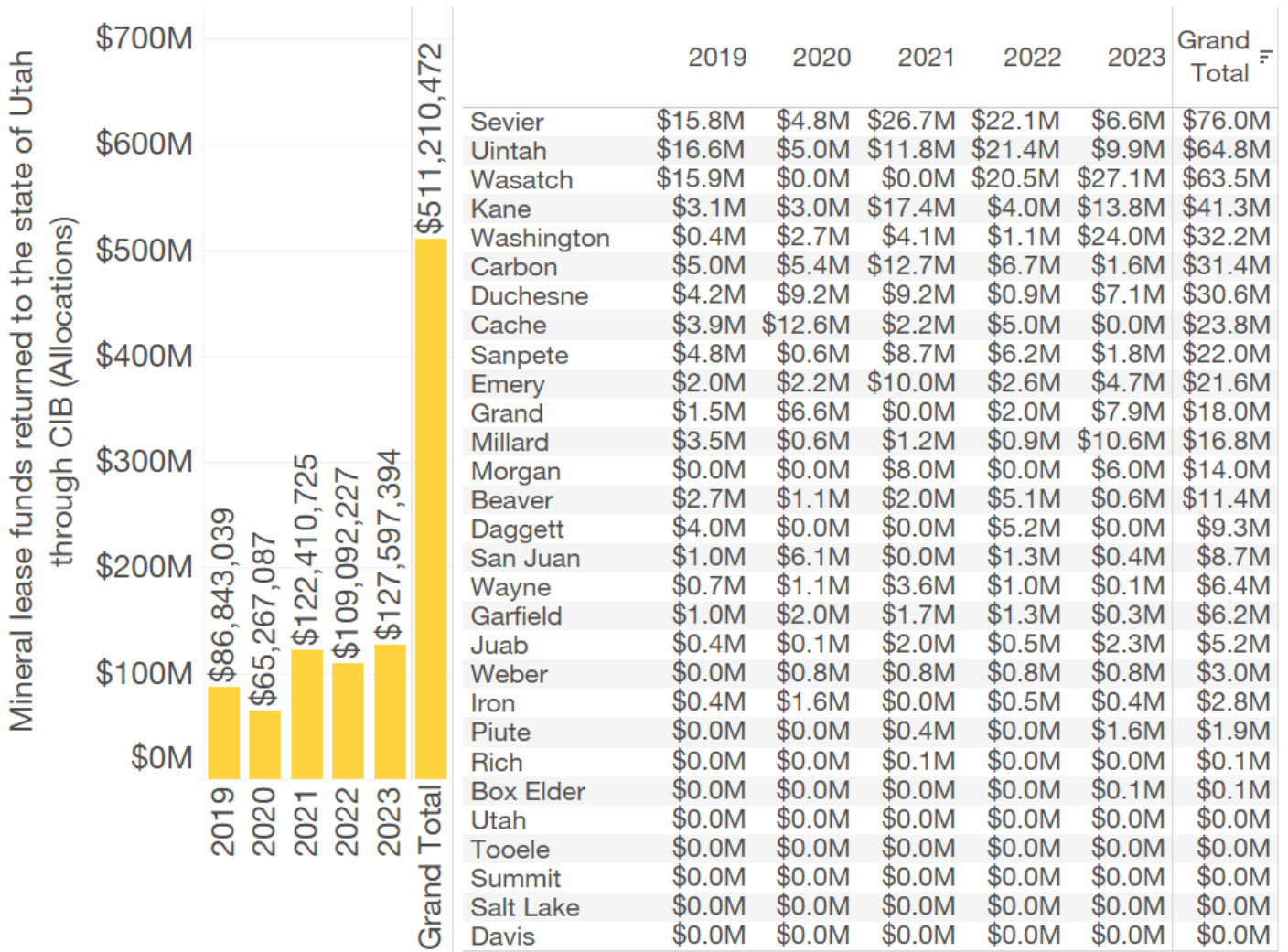
Gas and Diesel Tax to UDOT Transportation Fund, Annual and Total



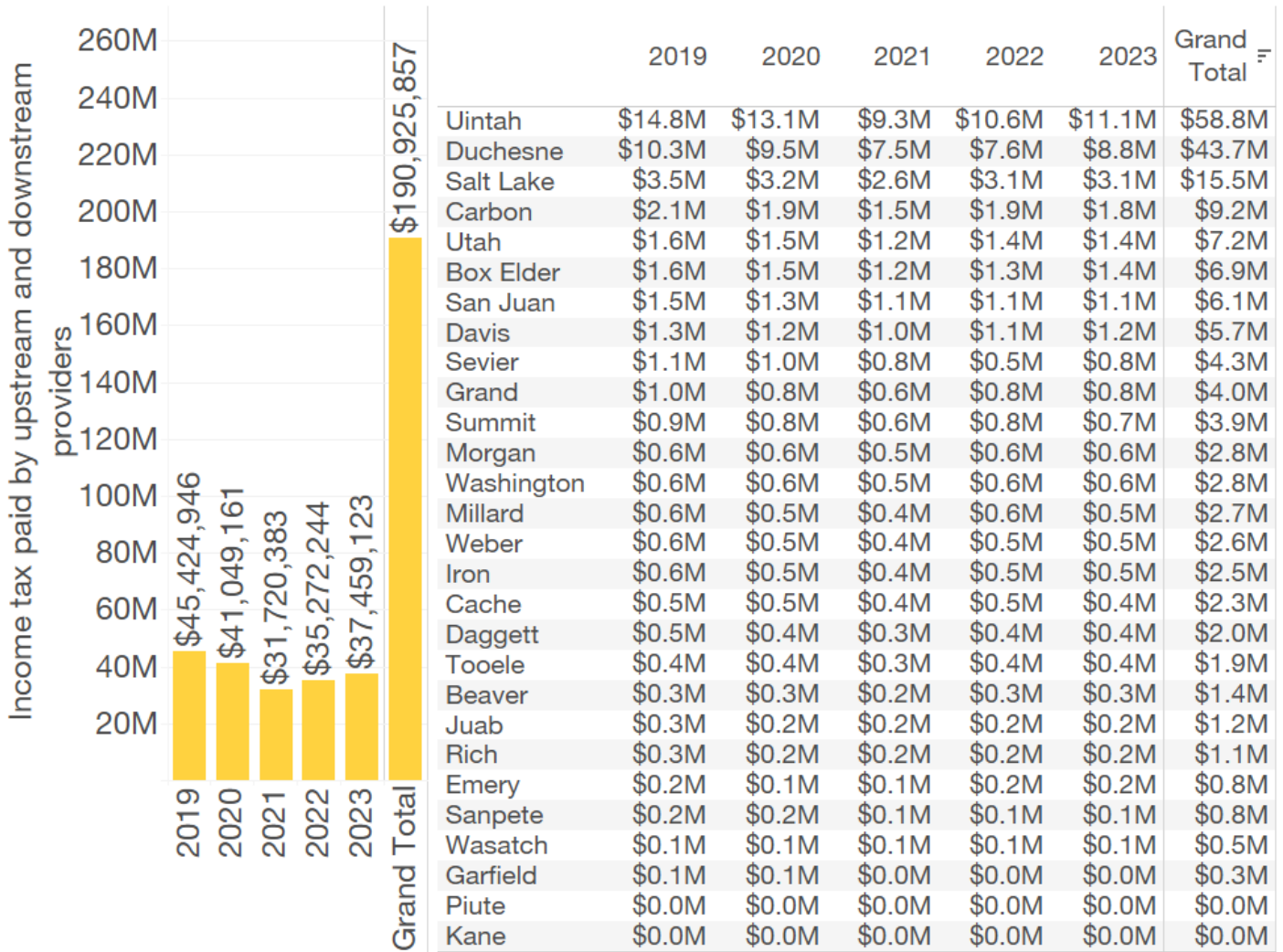
Federal Royalties, Bonuses, & Other Taxes/Fees Paid on Production, Annual and Total



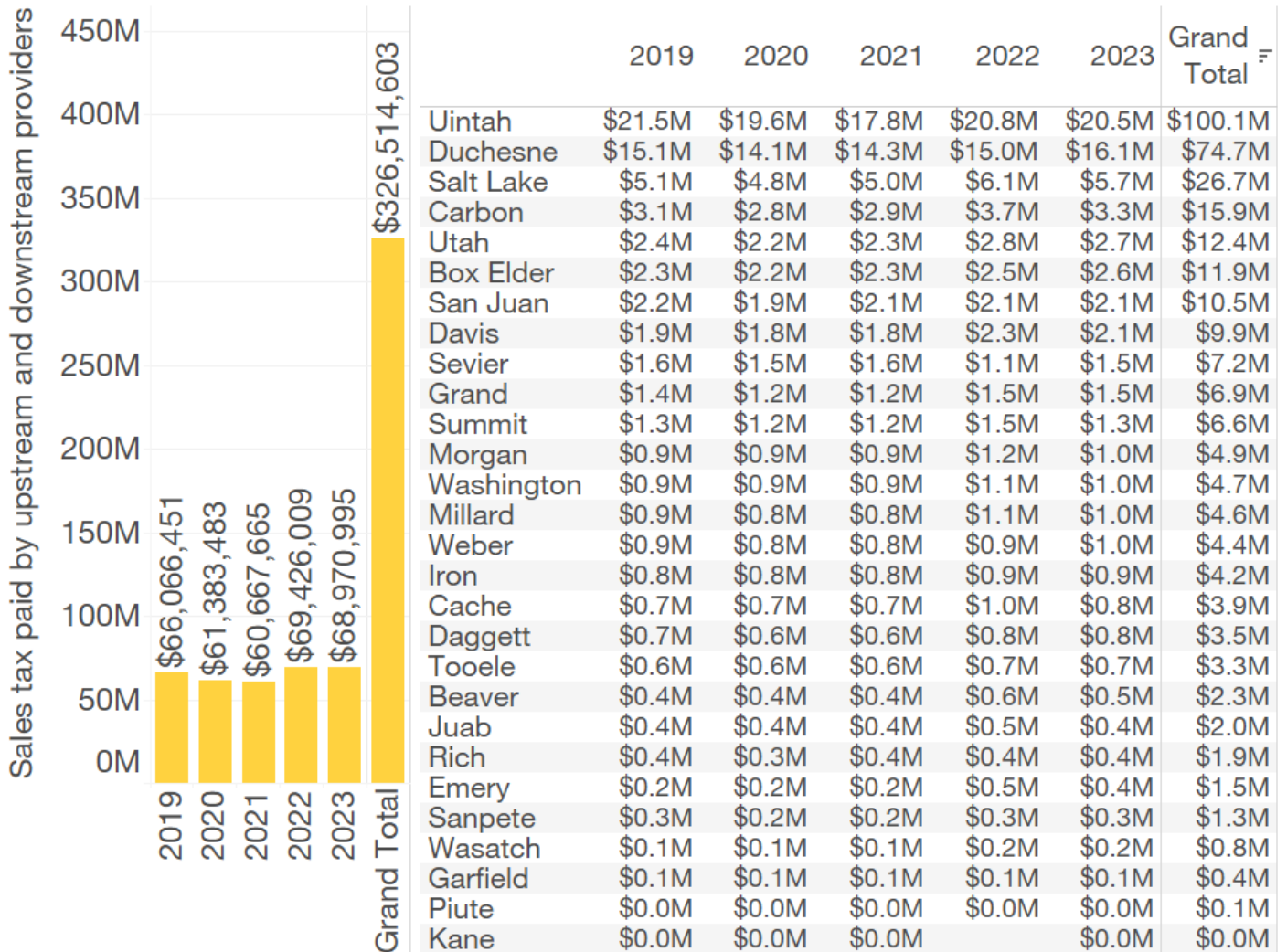
CIB Disbursements from the Federal Government, Annual and Total



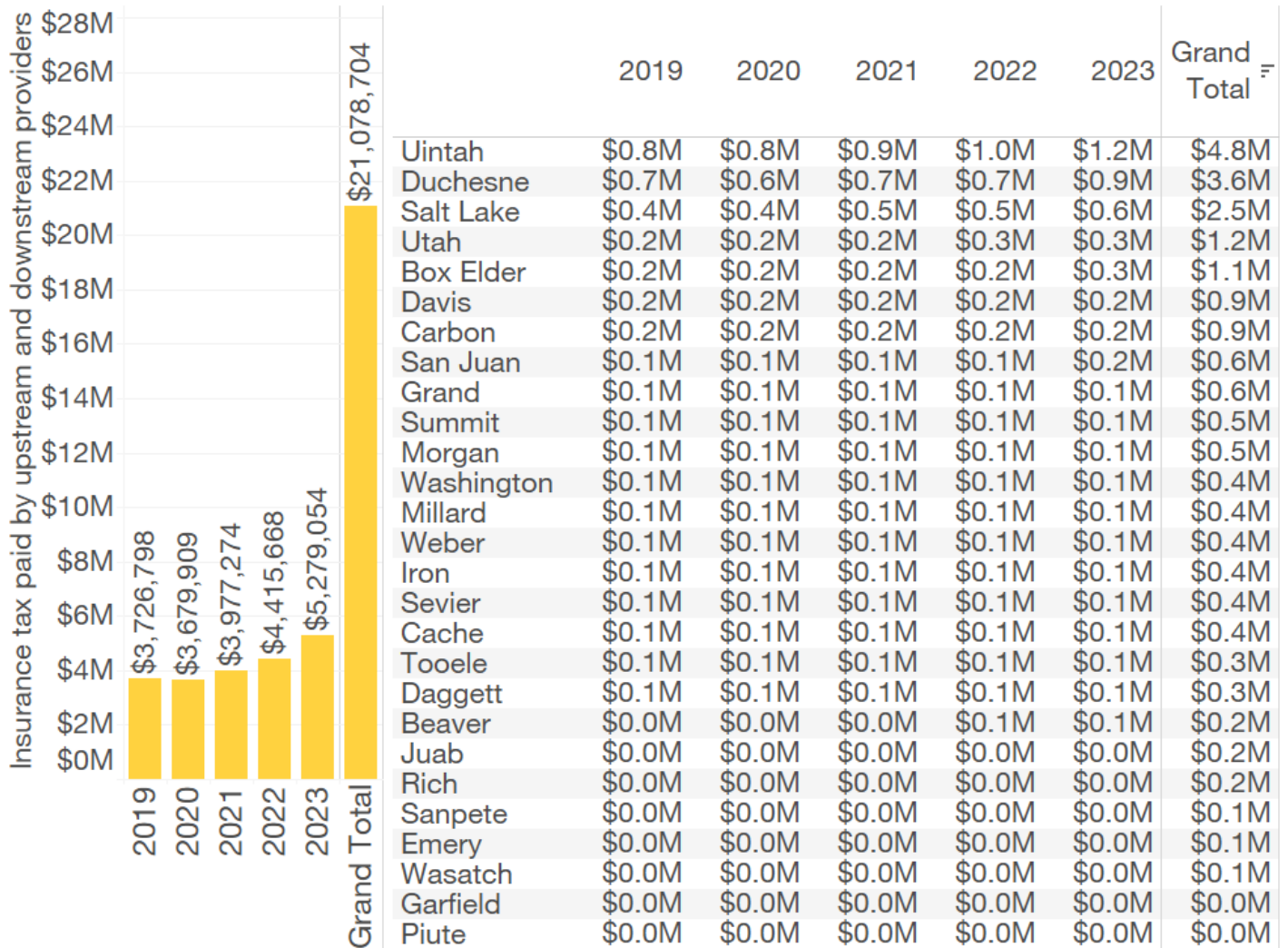
Oil and Gas: Income Tax, Annual and Total



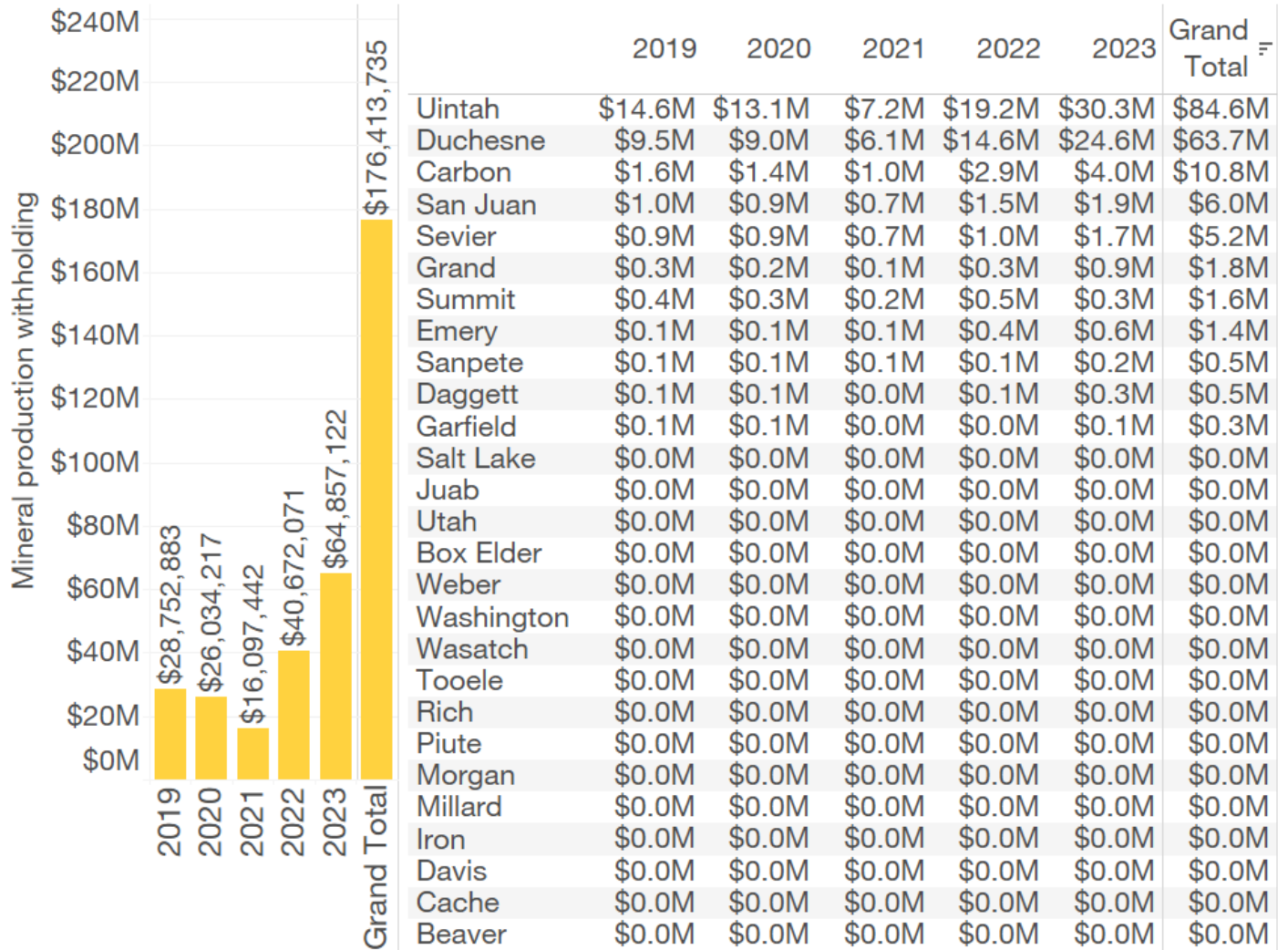
Sales Tax Collected by Producers and Service Companies, Annual and Total



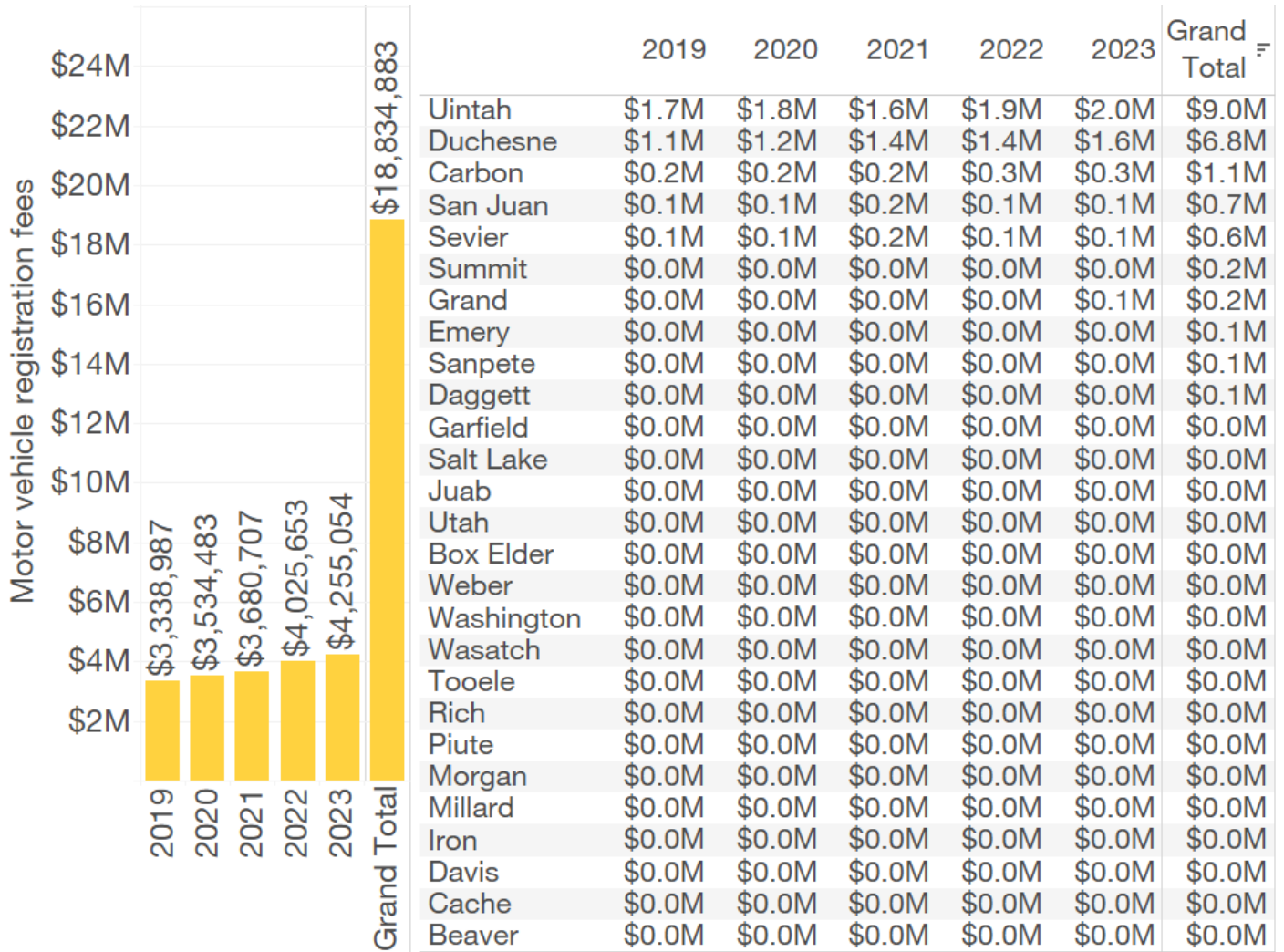
Insurance Tax Paid by Upstream and Downstream Providers, Annual and Total



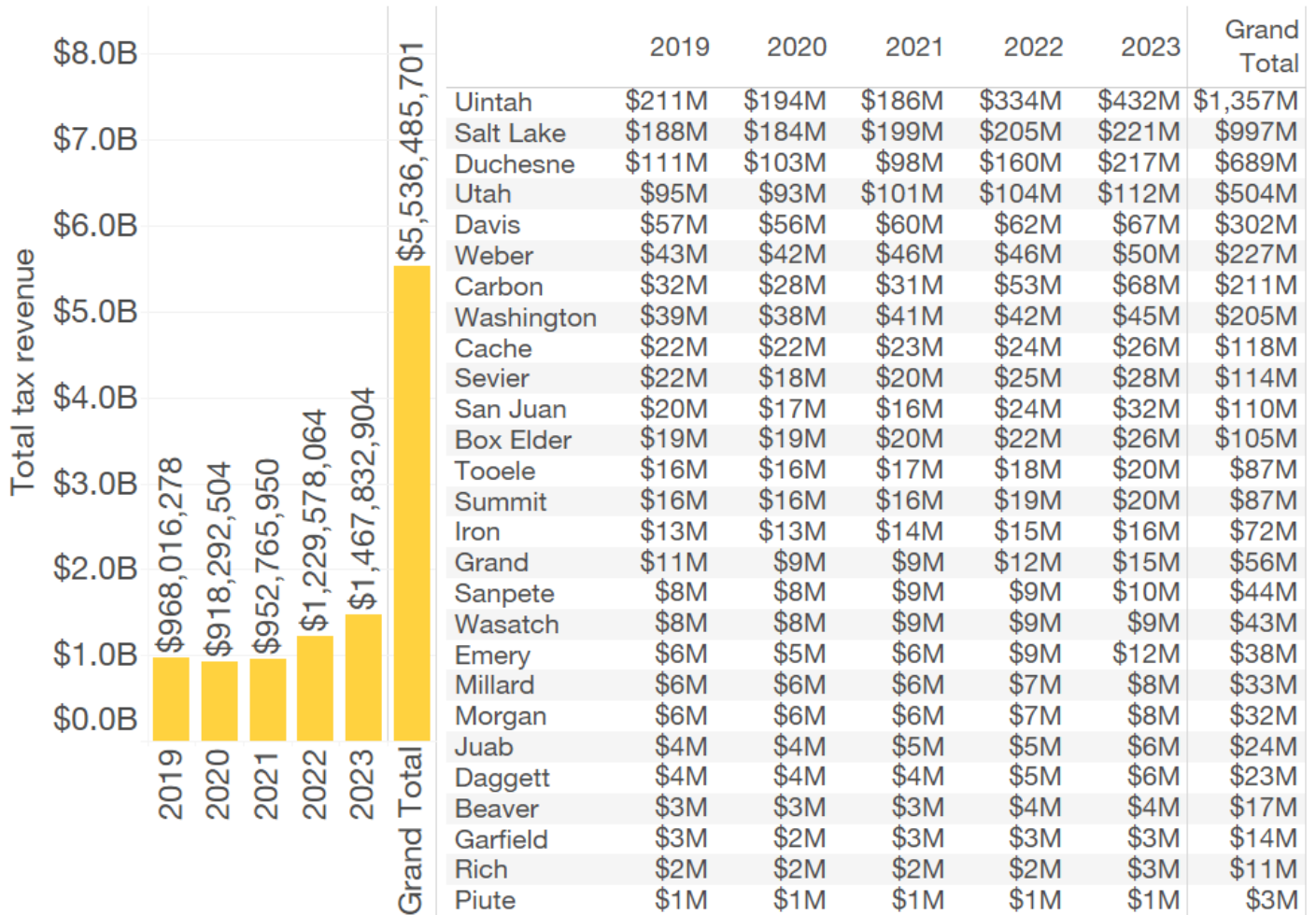
Mineral Production Withholding, Annual and Total



Motor Vehicle Registration Fees, Annual and Total



Oil & Gas Total, Annual and Five Year Total



Note: Excludes CIB disbursements to avoid double counting.



FUNDS IMPACTED BY THE OIL & GAS SECTOR (NON-EXHAUSTIVE), TOTAL, 19-23

General Fund: \$829 million

Income Tax Fund: \$191 million

Transportation Fund: \$2.7 billion

Transportation Investment Fund: \$168 million

CIB: \$1.2 billion

SITLA: \$202 million

Permanent State Trust Fund: \$69 million

Schools and other local governments through direct property tax: \$645 million



Sources

- (1) Utah State Tax Commission, Utah Division of Oil, Gas and Mining
- (2) Utah State Tax Commission, Office of the Utah Legislative Fiscal Analyst, Utah Division of Oil, Gas and Mining
- (3) Utah State Tax Commission, Utah Division of Oil, Gas and Mining
- (4) Utah State Tax Commission
- (5) Utah State Tax Commission
- (6) School and Institutional Trust Lands Administration, Econometric Studios
- (7) Utah State Tax Commission, U.S. Census Bureau, Econometric Studios
- (8) U.S. Department of the Interior
- (9) Department of Workforce Services, Econometric Studios
- (10) Utah State Tax Commission, Department of Workforce Services, Governor's Office of Planning and Budget, Econometric Studios
- (11) Utah State Tax Commission, Econometric Studios
- (12) Utah State Tax Commission, U.S. Census Bureau, Econometric Studios
- (13) Utah State Tax Commission, Utah Division of Oil, Gas and Mining
- (14) Utah State Tax Commission, U.S. Census Bureau, Econometric Studios
- (15) Utah State Tax Commission, Department of Workforce Services, U.S. Census Bureau, Governor's Office of Planning and Budget, Utah Division of Oil, Gas and Mining, School and Institutional Trust Lands Administration, U.S. Department of the Interior, Econometric Studios

