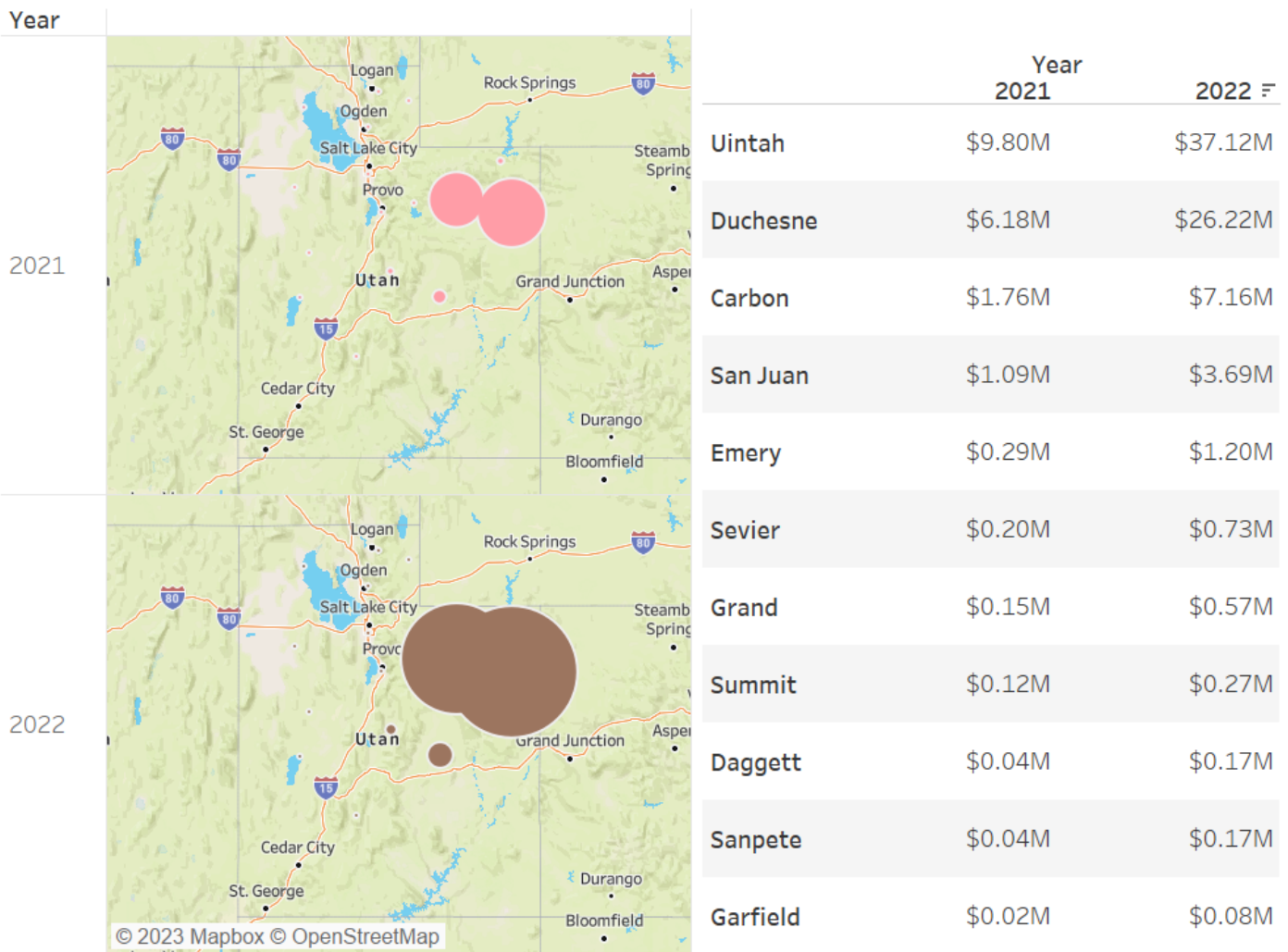


HOW THE OIL & GAS INDUSTRY BENEFIT AND SUPPORT COUNTIES, Fiscal Years 21/22

HIGHLIGHTS

- Fees and taxes related to the oil and natural gas industry totaled \$881 million in FY 2021 and \$1.1 billion in FY 2022.
- In 2022, total direct employees were 10,107 and total wages were \$886 million.
- In 2022, the top generating counties were Uintah (\$252 m), Salt Lake (\$203 m), and Duchesne (\$128 m).
- From 2021 to 2022, the percentage increase in taxes from Uintah and Duchesne counties was 74% and 66%.

Oil and Gas Severance Tax, 2021/2022

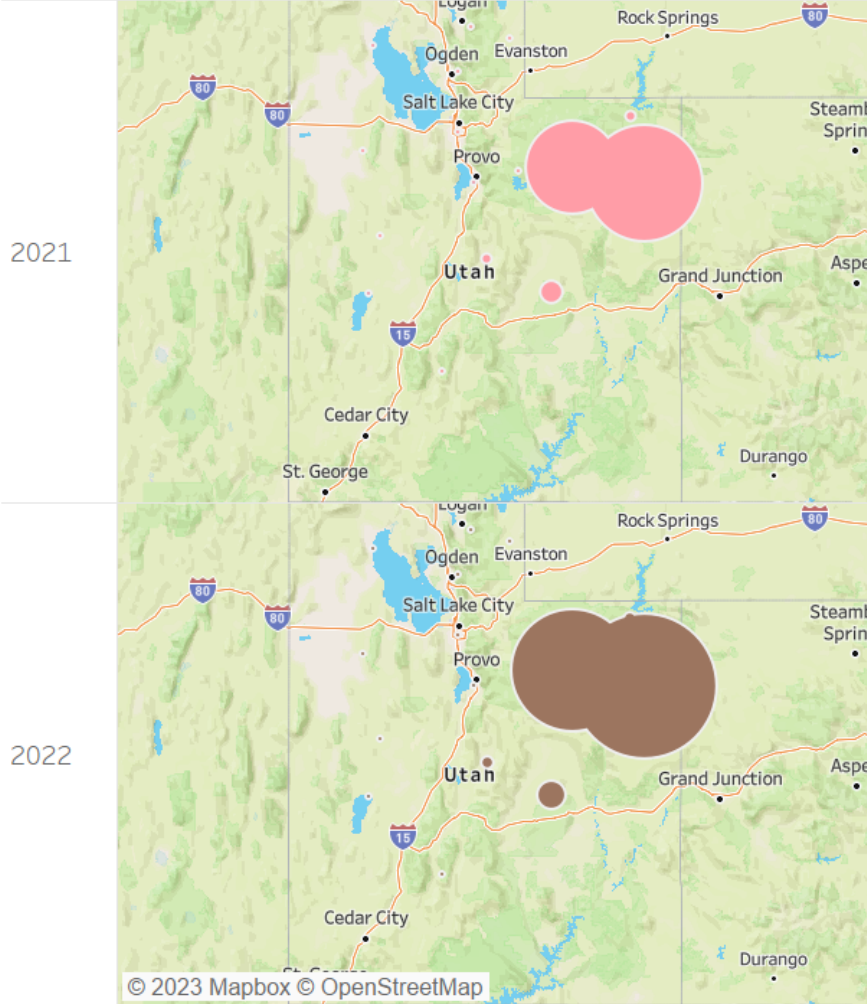


Sources: Tax Commission. FY 22 estimated revenue by county.

HOW THE OIL & GAS INDUSTRY BENEFIT AND SUPPORT COUNTIES, FY 21/22

Sales Tax Paid on Oil & Gas Inputs

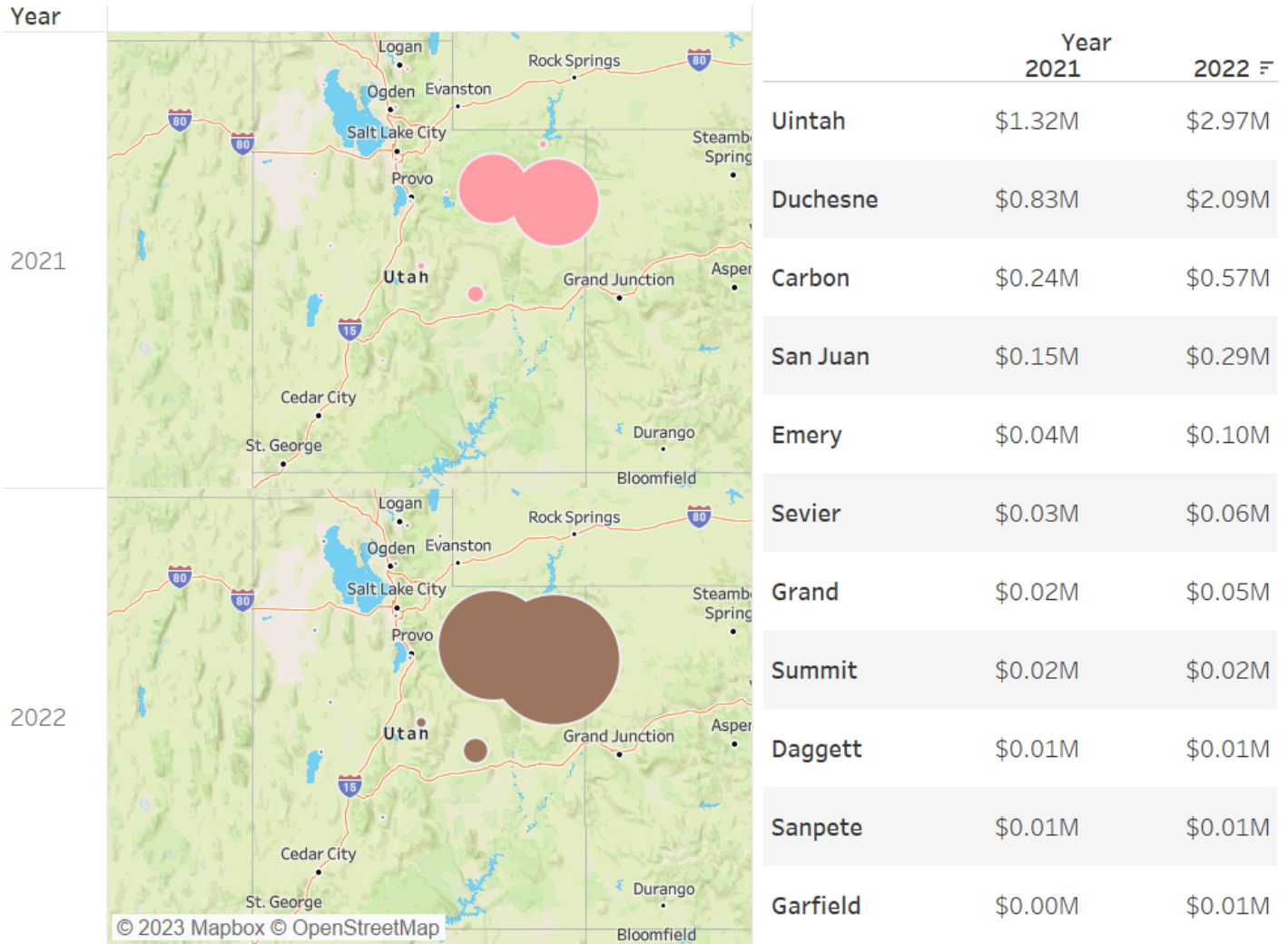
Year



	Year	
	2021	2022 [≠]
Uintah	\$15.05M	\$23.51M
Duchesne	\$9.49M	\$16.60M
Carbon	\$2.70M	\$4.54M
San Juan	\$1.67M	\$2.34M
Emery	\$0.45M	\$0.76M
Sevier	\$0.30M	\$0.46M
Grand	\$0.24M	\$0.36M
Summit	\$0.18M	\$0.17M
Daggett	\$0.07M	\$0.11M
Sanpete	\$0.07M	\$0.11M
Garfield	\$0.04M	\$0.05M

HOW THE OIL & GAS INDUSTRY BENEFIT AND SUPPORT COUNTIES, FY 21/22

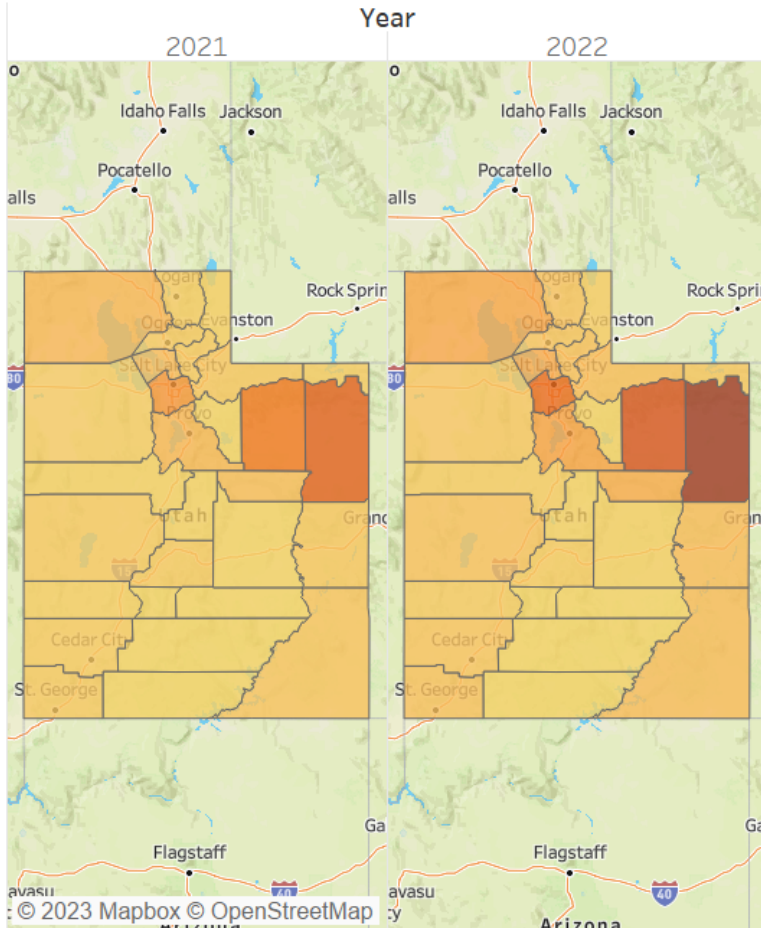
Oil and Gas Conservation Fee Revenue



HOW THE OIL & GAS INDUSTRY BENEFIT AND SUPPORT COUNTIES, FY 21/22



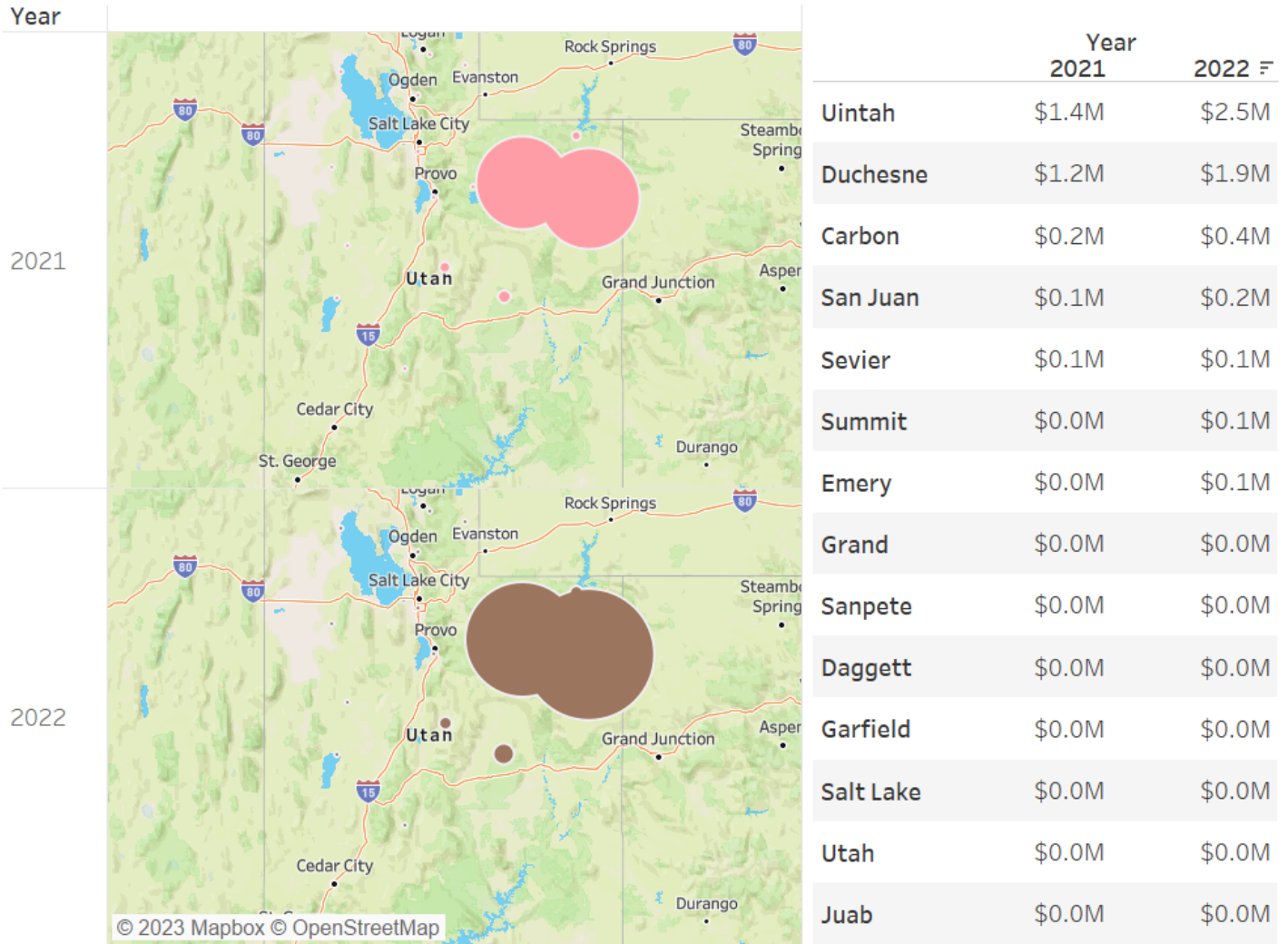
Oil & Gas: Real Property Tax



	Year	
	2021	2022
Uintah	\$10.4M	\$16.9M
Duchesne	\$8.0M	\$11.7M
Salt Lake	\$5.4M	\$9.2M
Utah	\$2.5M	\$4.2M
Box Elder	\$2.4M	\$3.7M
Carbon	\$1.9M	\$3.4M
Davis	\$2.0M	\$3.4M
San Juan	\$1.4M	\$2.1M
Grand	\$1.2M	\$2.0M
Summit	\$1.1M	\$1.9M
Morgan	\$1.0M	\$1.7M
Millard	\$0.9M	\$1.7M
Washington	\$0.9M	\$1.6M
Cache	\$0.8M	\$1.4M
Weber	\$0.9M	\$1.4M
Iron	\$0.9M	\$1.4M
Tooele	\$0.7M	\$1.1M
Daggett	\$0.7M	\$1.1M
Sevier	\$0.9M	\$0.9M
Beaver	\$0.5M	\$0.8M
Juab	\$0.4M	\$0.7M
Rich	\$0.4M	\$0.6M
Emery	\$0.1M	\$0.4M
Sanpete	\$0.2M	\$0.3M
Wasatch	\$0.2M	\$0.3M
Garfield	\$0.1M	\$0.1M
Piute	\$0.0M	\$0.0M

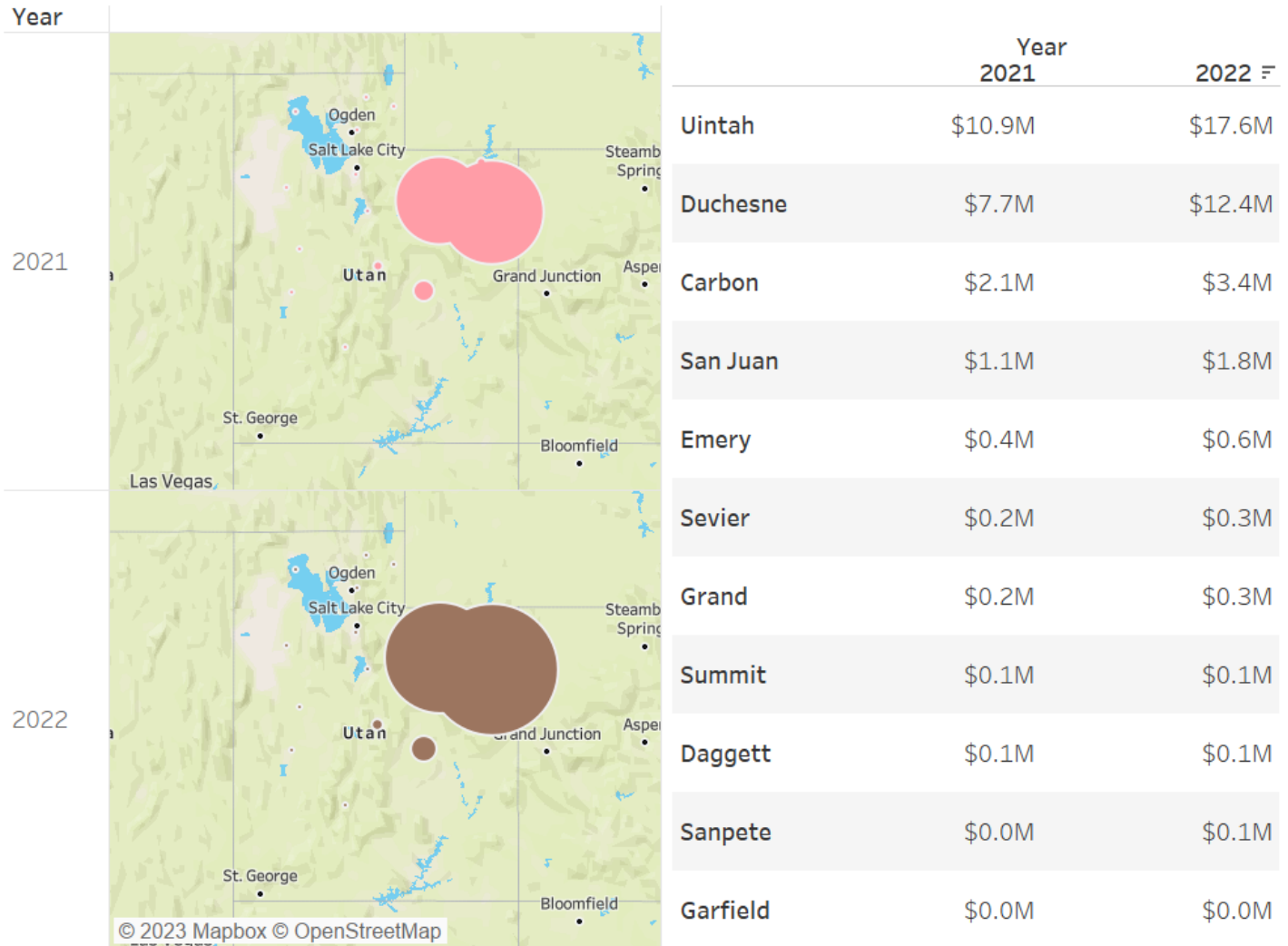
HOW THE OIL & GAS INDUSTRY BENEFIT AND SUPPORT COUNTIES, FY 21/22

Oil & Gas: Personal Property Tax



HOW THE OIL & GAS INDUSTRY BENEFIT AND SUPPORT COUNTIES, FY 21/22

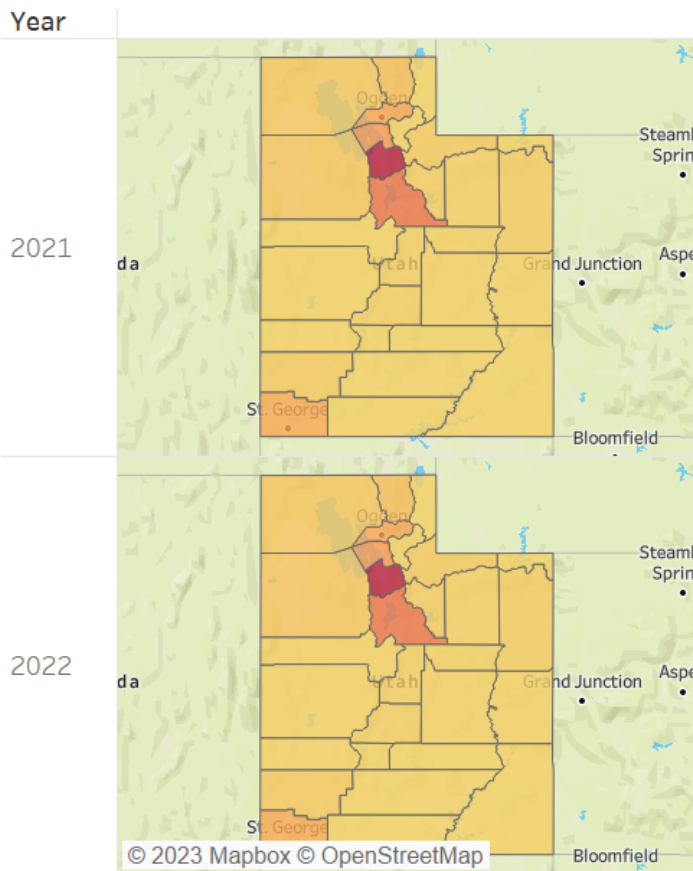
Royalties Paid to SITLA on Production



HOW THE OIL & GAS INDUSTRY BENEFIT AND SUPPORT COUNTIES, FY 21/22

\$492,898 \$184,992,774

Gas and Diesel Tax to UDOT Transportation Fund

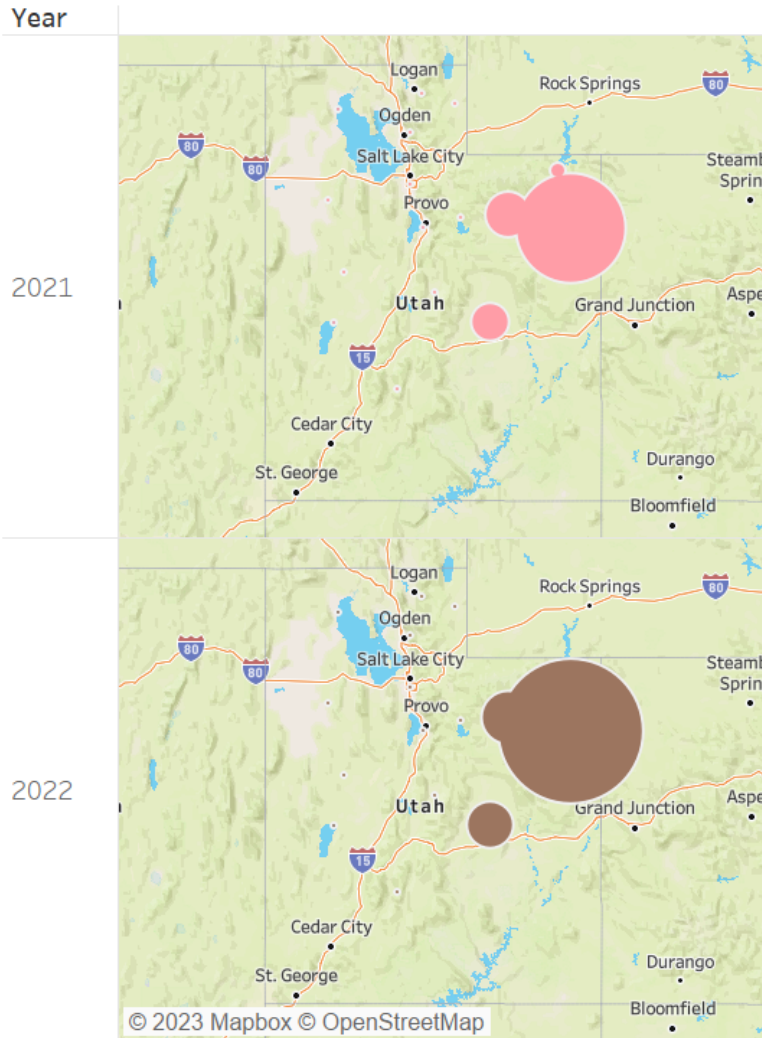


	Year	
	2021	2022
Salt Lake	\$185.0M	\$184.5M
Utah	\$94.4M	\$94.1M
Davis	\$54.9M	\$54.8M
Weber	\$43.4M	\$43.3M
Washington	\$38.5M	\$38.4M
Cache	\$21.3M	\$21.3M
Tooele	\$15.4M	\$15.4M
Box Elder	\$13.4M	\$13.3M
Iron	\$11.7M	\$11.7M
Summit	\$11.6M	\$11.6M
Uintah	\$8.5M	\$8.5M
Wasatch	\$8.2M	\$8.1M
Sanpete	\$7.0M	\$7.0M
Duchesne	\$6.0M	\$6.0M
Sevier	\$5.7M	\$5.7M
Carbon	\$4.8M	\$4.8M
Millard	\$3.6M	\$3.6M
Juab	\$3.4M	\$3.4M
Morgan	\$3.2M	\$3.2M
Emery	\$2.7M	\$2.7M
Grand	\$2.7M	\$2.7M
San Juan	\$2.4M	\$2.3M
Kane	\$2.3M	\$2.3M
Beaver	\$1.9M	\$1.9M
Garfield	\$1.6M	\$1.6M
Wayne	\$1.0M	\$1.0M
Rich	\$0.9M	\$0.9M
Piute	\$0.5M	\$0.5M
Daggett	\$0.5M	\$0.5M

Note: FY 21 & FY 22 revenue was relatively close. Thus, the near indistinguishable view in the results by county.

HOW THE OIL & GAS INDUSTRY BENEFIT AND SUPPORT COUNTIES, FY 21/22

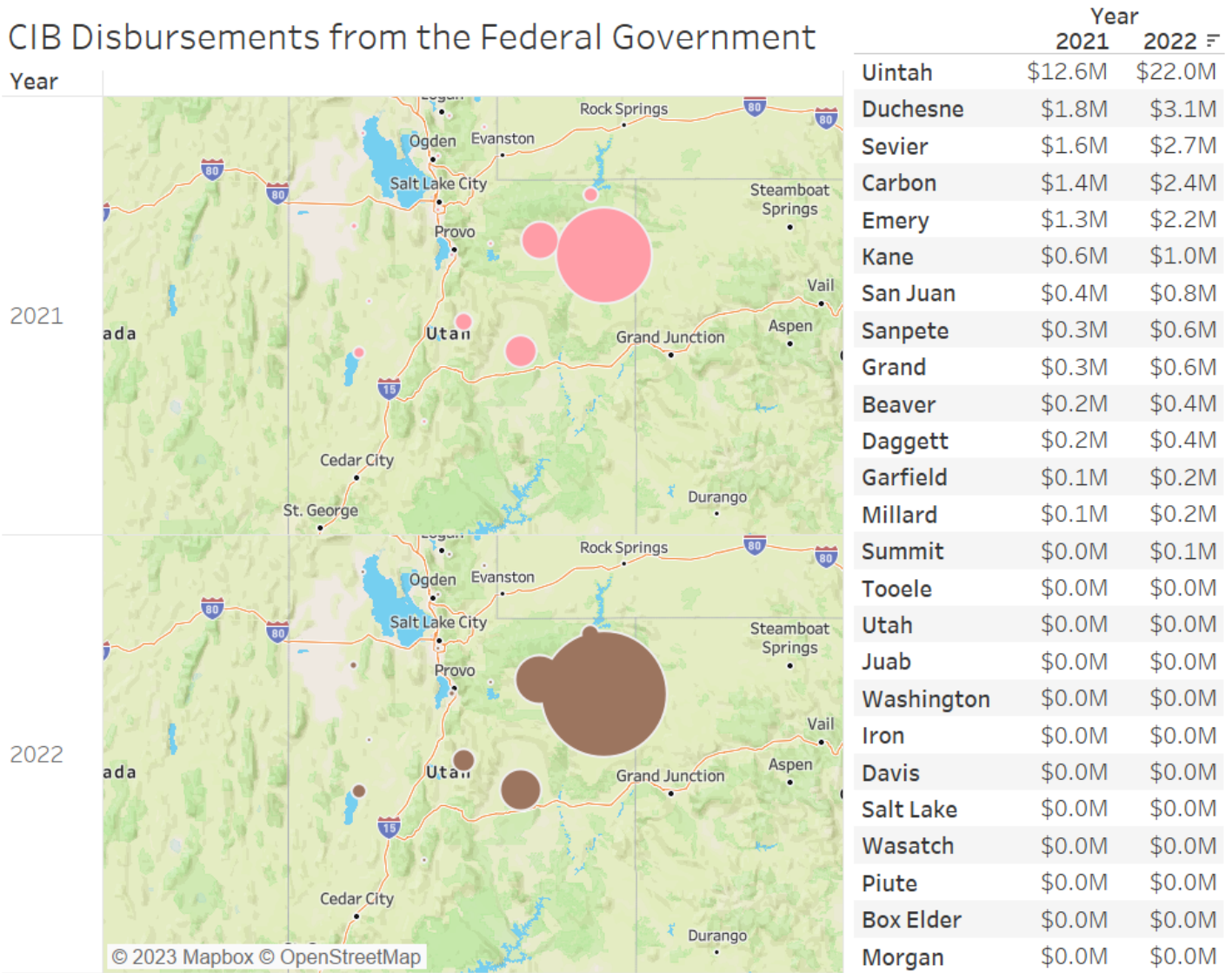
Federal Royalties Paid on Production



	Year	
	2021	2022 ^F
Uintah	\$38.4M	\$67.6M
Duchesne	\$6.2M	\$8.5M
Sevier	\$6.4M	\$8.2M
Carbon	\$4.6M	\$7.2M
Emery	\$4.1M	\$6.4M
San Juan	\$1.3M	\$1.8M
Grand	\$1.2M	\$1.3M
Daggett	\$0.6M	\$0.7M
Garfield	\$0.4M	\$0.6M
Summit	\$0.1M	\$0.2M

HOW THE OIL & GAS INDUSTRY BENEFIT AND SUPPORT COUNTIES, FY 21/22

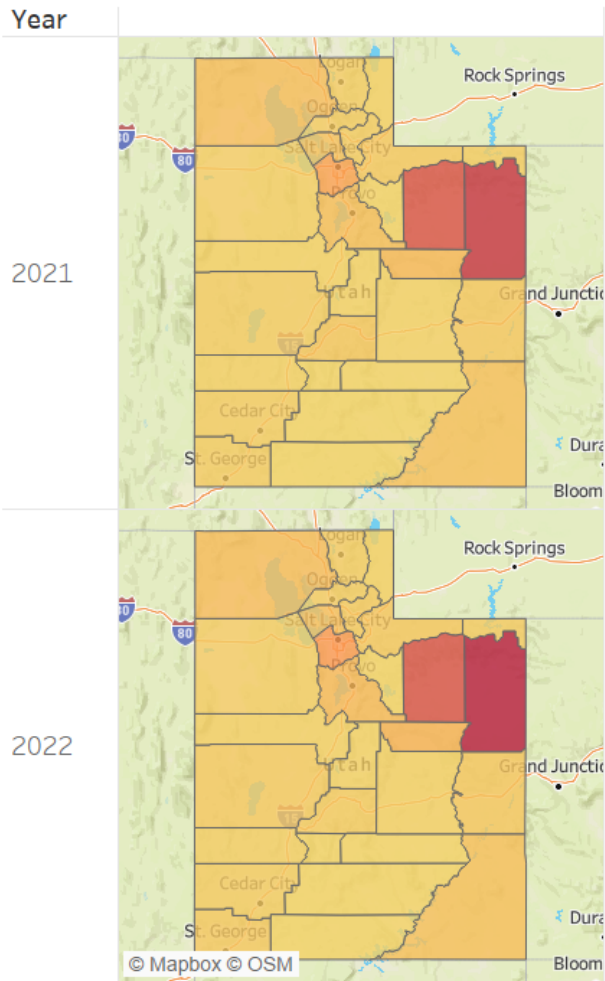
CIB Disbursements from the Federal Government



HOW THE OIL & GAS INDUSTRY BENEFIT AND SUPPORT COUNTIES, FY 21/22

\$17 \$10,555,699

Oil & Gas: Income Tax

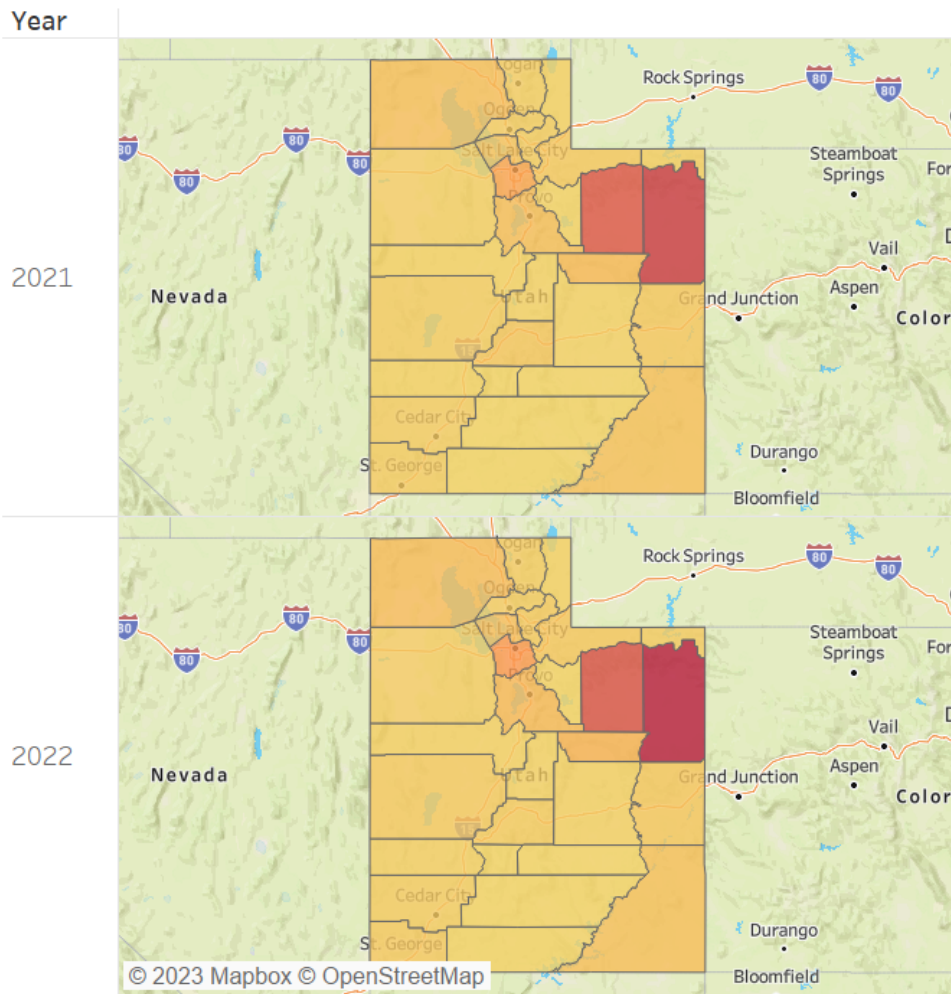


	Year	
	2021	2022
Uintah	\$9.3M	\$10.6M
Duchesne	\$7.5M	\$7.6M
Salt Lake	\$2.6M	\$3.1M
Carbon	\$1.5M	\$1.9M
Utah	\$1.2M	\$1.4M
Box Elder	\$1.2M	\$1.3M
Davis	\$1.0M	\$1.1M
San Juan	\$1.1M	\$1.1M
Summit	\$0.6M	\$0.8M
Grand	\$0.6M	\$0.8M
Morgan	\$0.5M	\$0.6M
Millard	\$0.4M	\$0.6M
Washington	\$0.5M	\$0.6M
Sevier	\$0.8M	\$0.5M
Cache	\$0.4M	\$0.5M
Weber	\$0.4M	\$0.5M
Iron	\$0.4M	\$0.5M
Daggett	\$0.3M	\$0.4M
Tooele	\$0.3M	\$0.4M
Beaver	\$0.2M	\$0.3M
Juab	\$0.2M	\$0.2M
Emery	\$0.1M	\$0.2M
Rich	\$0.2M	\$0.2M
Sanpete	\$0.1M	\$0.1M
Wasatch	\$0.1M	\$0.1M
Garfield	\$0.0M	\$0.0M
Piute	\$0.0M	\$0.0M
Kane	\$0.0M	\$0.0M

HOW THE OIL & GAS INDUSTRY BENEFIT AND SUPPORT COUNTIES, FY 21/22



Sales Tax Collected by Producers and Service Companies



County	Year	
	2021	2022
Uintah	\$17.8M	\$20.8M
Duchesne	\$14.3M	\$15.0M
Salt Lake	\$5.0M	\$6.1M
Carbon	\$2.9M	\$3.7M
Utah	\$2.3M	\$2.8M
Box Elder	\$2.3M	\$2.5M
Davis	\$1.8M	\$2.3M
San Juan	\$2.1M	\$2.1M
Summit	\$1.2M	\$1.5M
Grand	\$1.2M	\$1.5M
Morgan	\$0.9M	\$1.2M
Millard	\$0.8M	\$1.1M
Washington	\$0.9M	\$1.1M
Sevier	\$1.6M	\$1.1M
Cache	\$0.7M	\$1.0M
Weber	\$0.8M	\$0.9M
Iron	\$0.8M	\$0.9M
Daggett	\$0.6M	\$0.8M
Tooele	\$0.6M	\$0.7M
Beaver	\$0.4M	\$0.6M
Juab	\$0.4M	\$0.5M
Emery	\$0.2M	\$0.5M
Rich	\$0.4M	\$0.4M
Sanpete	\$0.2M	\$0.3M
Wasatch	\$0.1M	\$0.2M
Garfield	\$0.1M	\$0.1M
Piute	\$0.0M	\$0.0M
Kane	\$0.0M	\$0.0M

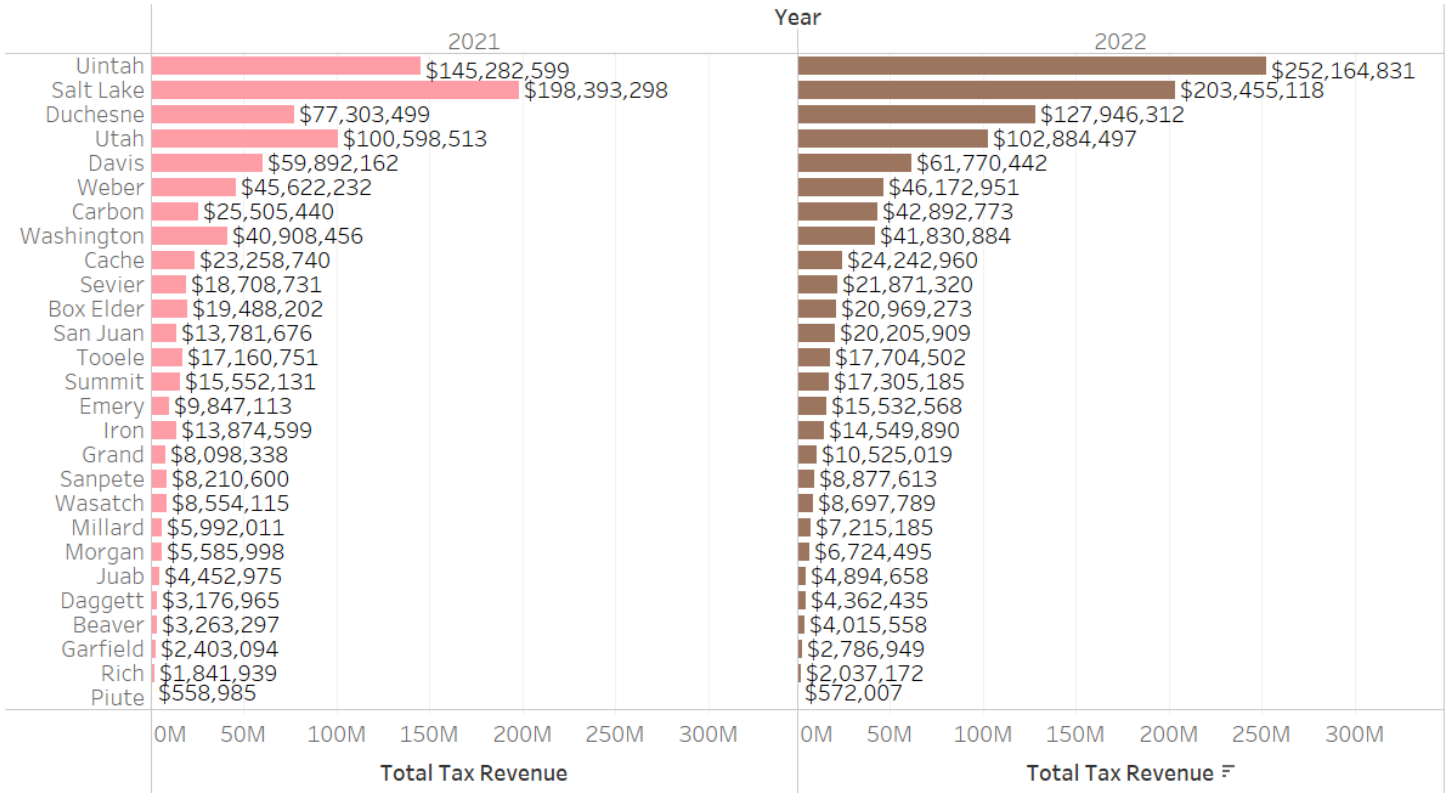
HOW THE OIL & GAS INDUSTRY BENEFIT AND SUPPORT COUNTIES, FY 21/22

Oil & Gas: Insurance Tax, Mineral Production Withholding, Motor Vehicle Registration Fees

	Insurance tax paid by upstream and downstream providers		Year		Motor vehicle registration fees	
	2021	2022	Mineral production withholding		2021	2022
		=\$	2021	2022		
Uintah	\$0.9M	\$1.0M	\$7.2M	\$19.2M	\$1.6M	\$1.9M
Duchesne	\$0.7M	\$0.7M	\$6.1M	\$14.6M	\$1.4M	\$1.4M
Salt Lake	\$0.5M	\$0.5M	\$0.0M	\$0.0M	\$0.0M	\$0.0M
Utah	\$0.2M	\$0.3M	\$0.0M	\$0.0M	\$0.0M	\$0.0M
Box Elder	\$0.2M	\$0.2M				
Carbon	\$0.2M	\$0.2M	\$1.0M	\$2.9M	\$0.2M	\$0.3M
Davis	\$0.2M	\$0.2M				
San Juan	\$0.1M	\$0.1M	\$0.7M	\$1.5M	\$0.2M	\$0.1M
Grand	\$0.1M	\$0.1M	\$0.1M	\$0.3M	\$0.0M	\$0.0M
Summit	\$0.1M	\$0.1M	\$0.2M	\$0.5M	\$0.0M	\$0.0M
Morgan	\$0.1M	\$0.1M				
Millard	\$0.1M	\$0.1M				
Washington	\$0.1M	\$0.1M				
Cache	\$0.1M	\$0.1M				
Weber	\$0.1M	\$0.1M				
Iron	\$0.1M	\$0.1M				
Tooele	\$0.1M	\$0.1M				
Daggett	\$0.1M	\$0.1M	\$0.0M	\$0.1M	\$0.0M	\$0.0M
Sevier	\$0.1M	\$0.1M	\$0.7M	\$1.0M	\$0.2M	\$0.1M
Beaver	\$0.0M	\$0.1M				
Juab	\$0.0M	\$0.0M	\$0.0M	\$0.0M	\$0.0M	\$0.0M
Rich	\$0.0M	\$0.0M				
Emery	\$0.0M	\$0.0M	\$0.1M	\$0.4M	\$0.0M	\$0.0M
Sanpete	\$0.0M	\$0.0M	\$0.1M	\$0.1M	\$0.0M	\$0.0M
Wasatch	\$0.0M	\$0.0M				
Garfield	\$0.0M	\$0.0M	\$0.0M	\$0.0M	\$0.0M	\$0.0M
Piute	\$0.0M	\$0.0M				

HOW THE OIL & GAS INDUSTRY BENEFIT AND SUPPORT COUNTIES, FY 21/22

Oil & Gas, Total Fees and Taxes



Year
■ 2021
■ 2022